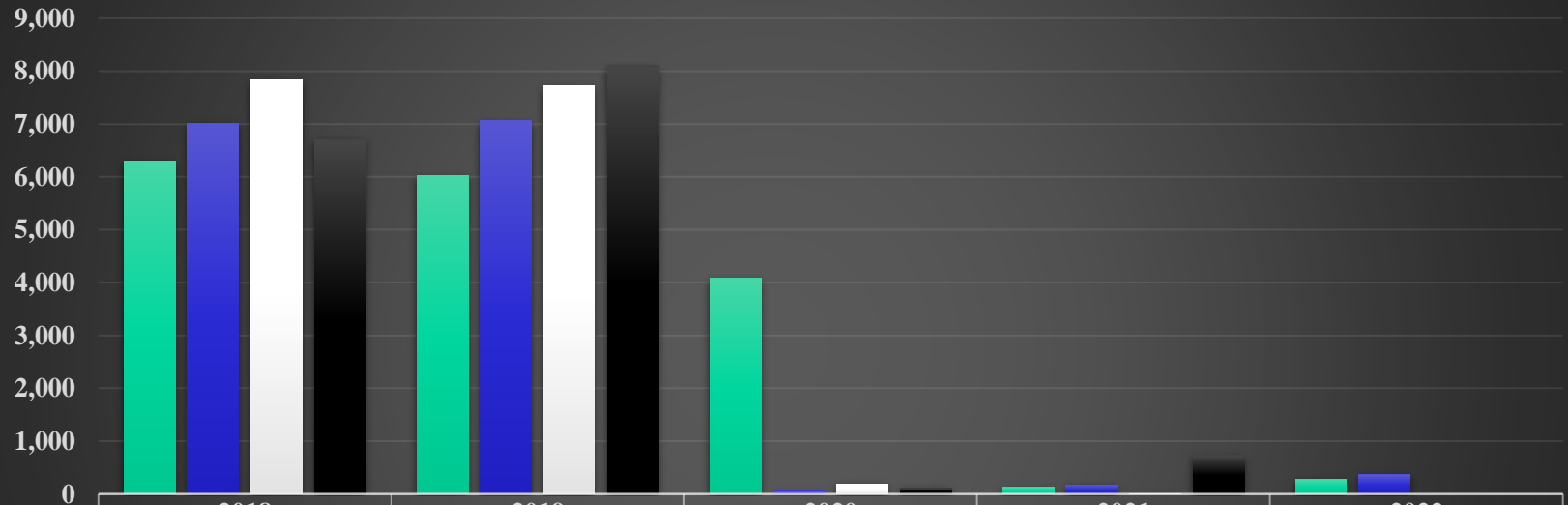




Solomon Kitano Mendana Hotel

- November 1989 – Start Operation by Kitano
- February 2008 – First Renovation Completed
- April 2012 - Second Renovation Completed

Visitor Arrivals by Quarter 2018 - Q2 2022



	2018	2019	2020	2021	2022
■ Qtr 1	6,296	6,019	4080	129	275
■ Qtr 2	7,021	7,063	49	177	360
■ Qtr 3	7,838	7,716	194	10	
■ Qtr 4	6,711	8,109	117	737	

■ Qtr 1
 ■ Qtr 2
 ■ Qtr 3
 ■ Qtr 4

National Growth Performance – Q2 2022

Total Arrivals

- 1,667 total arrivals recorded in the second quarter of 2022.
- Increase of 59.7% compared to the previous quarter (1st quarter 2022)
- An increase of 124.7% Compared to the same quarter a year ago (2021)

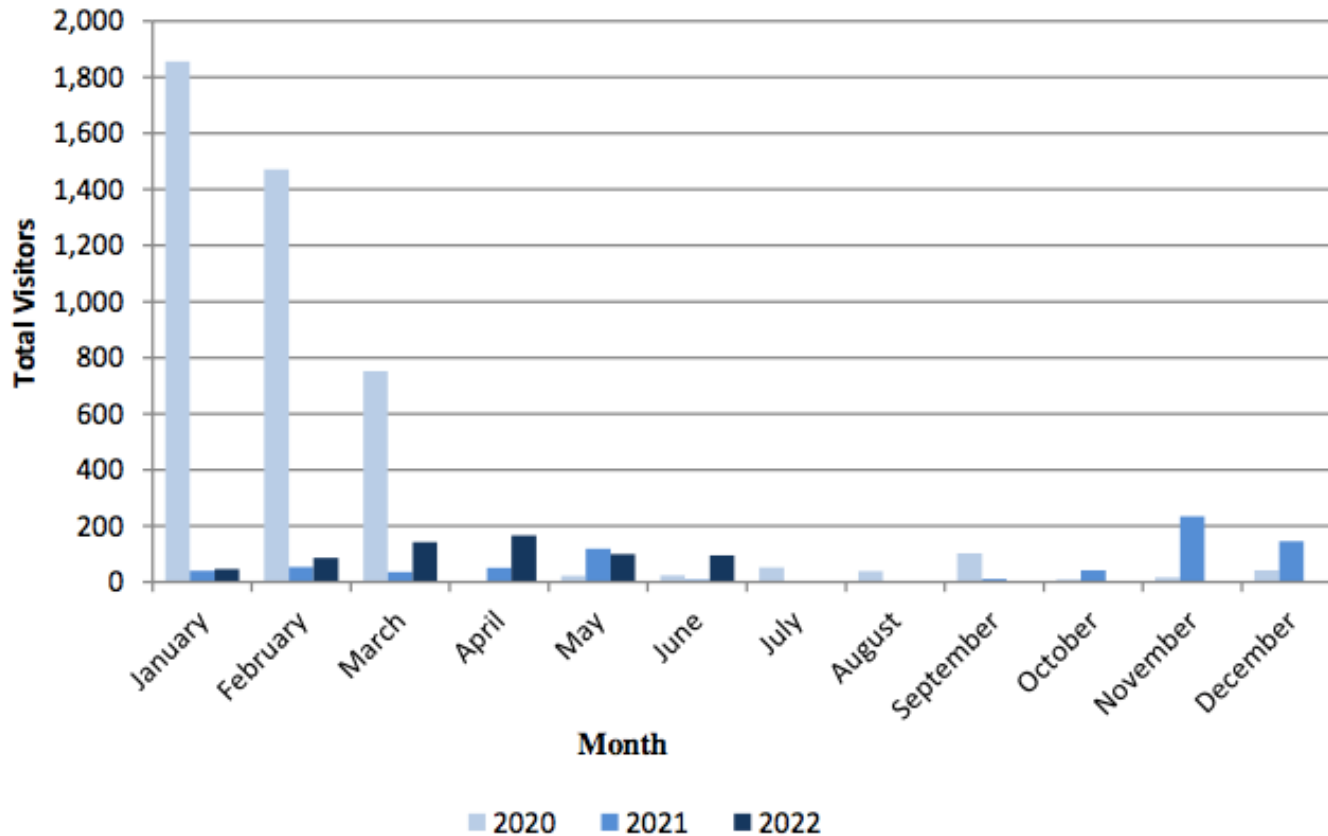
Returning Residents

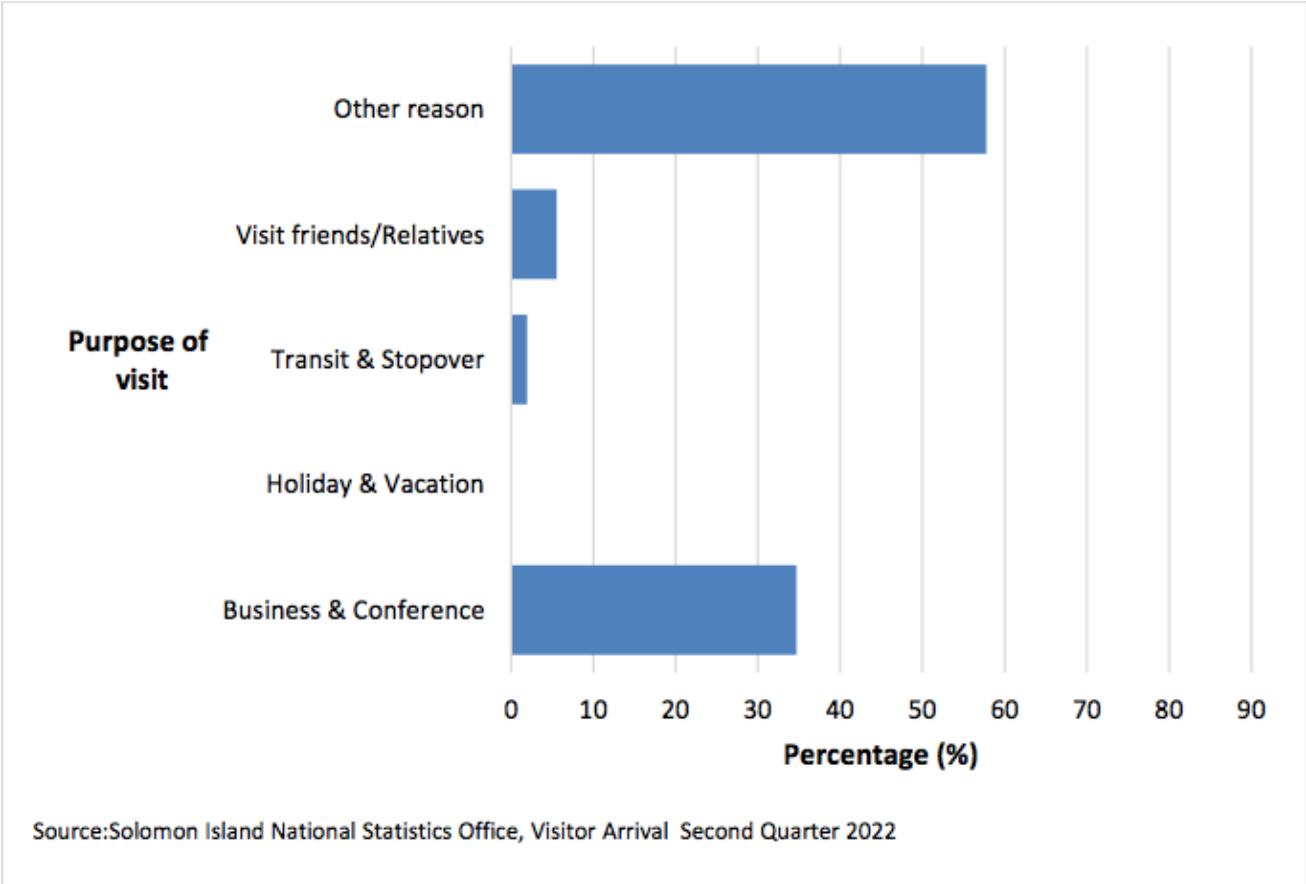
- Returning residents made up 76.6% of total arrivals for second quarter 2022.
- 1.8% were Intending residents.

Visitor Arrivals

- International Visitors made up 21.6% of the total arrivals for Q2 2022.
- Visitor arrivals for the second quarter increased by 30.9% to 360 visitors, compared to the first quarter 2022 figure of 275 visitors.
- A notable increase of 103.4% in visitor arrivals compared to the same quarter in 2021
- Q2 2022 showed that Australia (45.8%) recorded the largest group of visitors amongst other country visitors to the Solomon Islands.

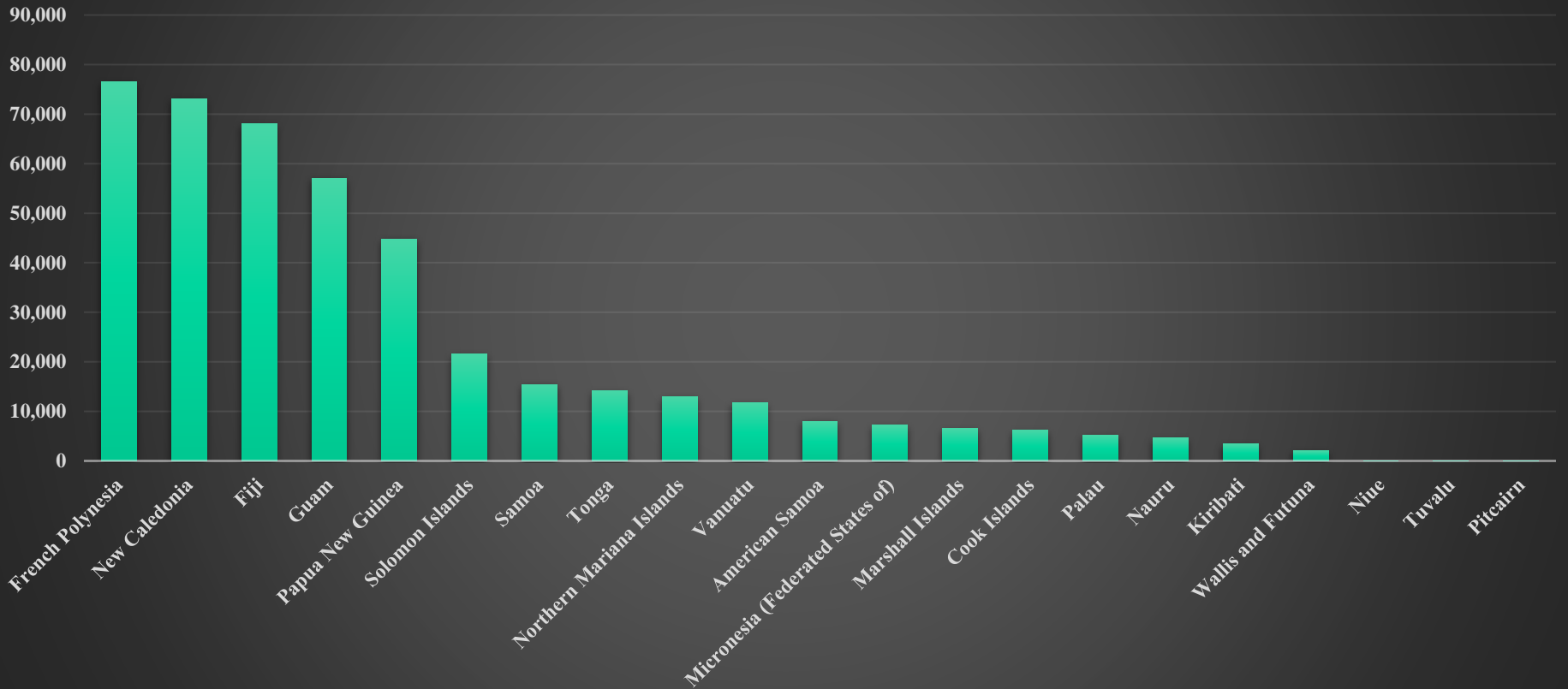
Visitor Arrivals by Month, January 2020 – June 2022





Regional COVID 19 Update

Total cases by Country



National Covid19 Overview

- First domestic transmission – diagnosed 17/01/22
- 2 waves of covid19
 - Delta variant
 - Omicron Sub variant – April 2022
- Total Cases: **23,558** cases since our first case in January 2022.
- 196 covid19 related deaths.
- Fully vaccination portion of our total eligible population increased to 51%.
- Total number of eligible people with at least 1 dose of covid19 vaccines stands at 69%. Only 31% are yet to take their 1st dose.
- 9 people tested positive since reopening of borders during their post-arrival test.
- Covid19 will continue to be a challenge for Solomon Islands.
- Stay vigilant

Solomon Kitano Mendana Hotel Stats

Occupancy Rate

- YR 2018 - 52.2 %
- YR 2019 - 57.1 %
- YR 2020 - 12.3 %
- YR 2021 - 10.2 %
- YR 2022 - 20.1 %

(The end of August)

Booking Top 5 Country in YR 2022

1. Solomon Islands
2. Japan
3. USA
4. Australia
5. Fiji

Business Continuation Points in case of SKMH

- *Passion and Understanding of Owner*
- *Less Competition*
- *Stable Management*
- *Patronage of Foreigners*
- *Understanding of Pacific's Flow of Time*

Solomon Kitano Mendana Hotel Photos 1



KITANO CONSTRUCTION CORP.

Solomon Kitano Mendana Hotel Photos 2



KITANO CONSTRUCTION CORP.